

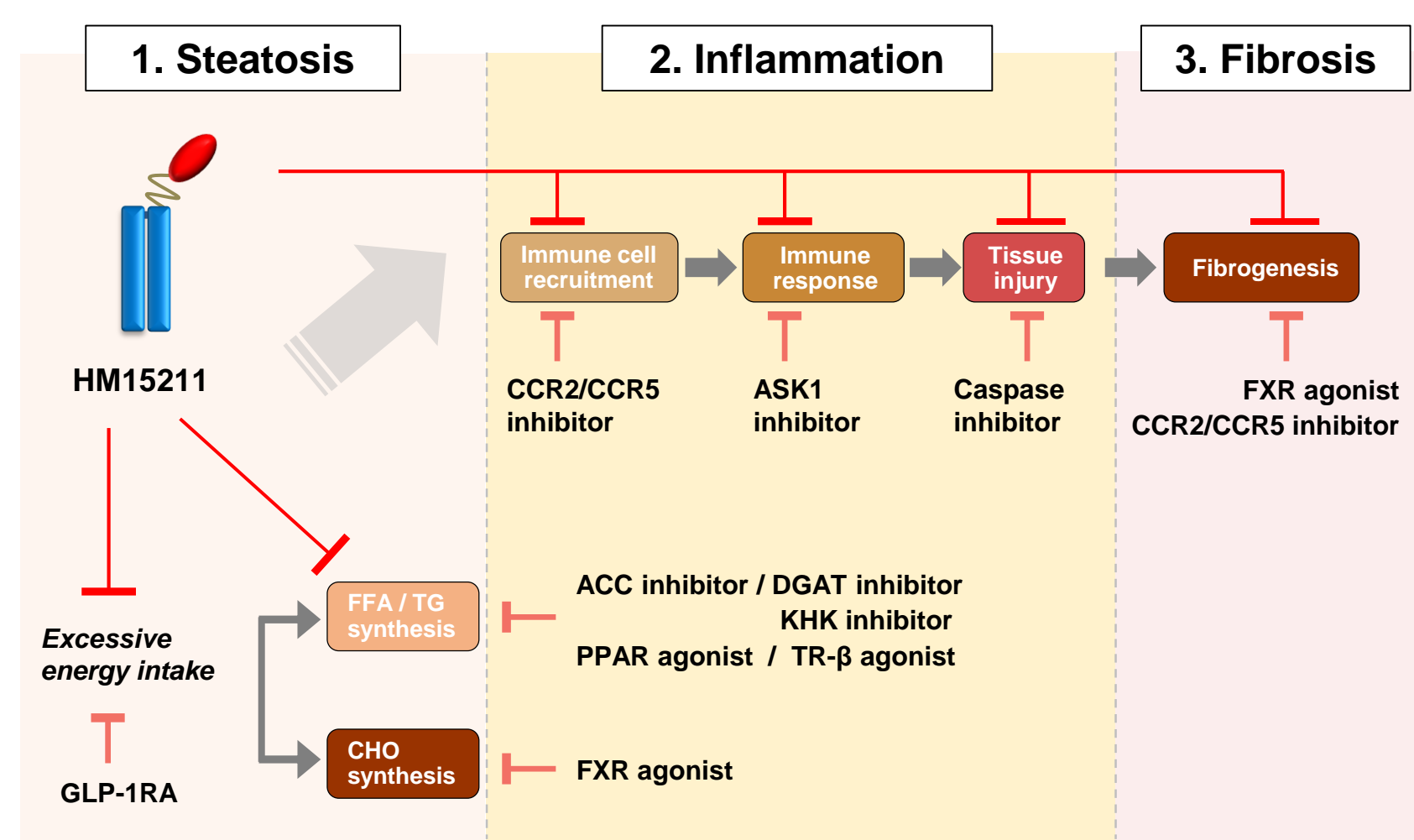
# Effect of a novel long-acting GLP-1/GIP/glucagon triple agonist (HM15211) in a NASH and liver fibrosis animal models

Jung Kuk Kim<sup>1</sup>, Jong Suk Lee<sup>1</sup>, Dae Jin Kim<sup>1</sup>, Eun Jin Park<sup>1</sup>, Aram Lee<sup>1</sup>, Young Hoon Kim<sup>1</sup>, and In Young Choi<sup>1</sup>

<sup>1</sup>Hanmi Pharm. Co., Ltd, Seoul, South Korea

## BACKGROUND

Modulation of multiple aspects of NASH and liver fibrosis by HM15211 in comparison to the action of other drug candidates for NASH



## AIMS

- Since multiple biological pathways are involved in the disease progression, therapeutic approach simultaneously targeting these pathways might be required to effectively treat NASH and fibrosis
- To address this, HM15211, a novel long-acting GLP-1/GIP/Glucagon triple agonist, has been developed
- In this study, we evaluated the therapeutic potential of HM15211 in NASH and fibrosis animal models

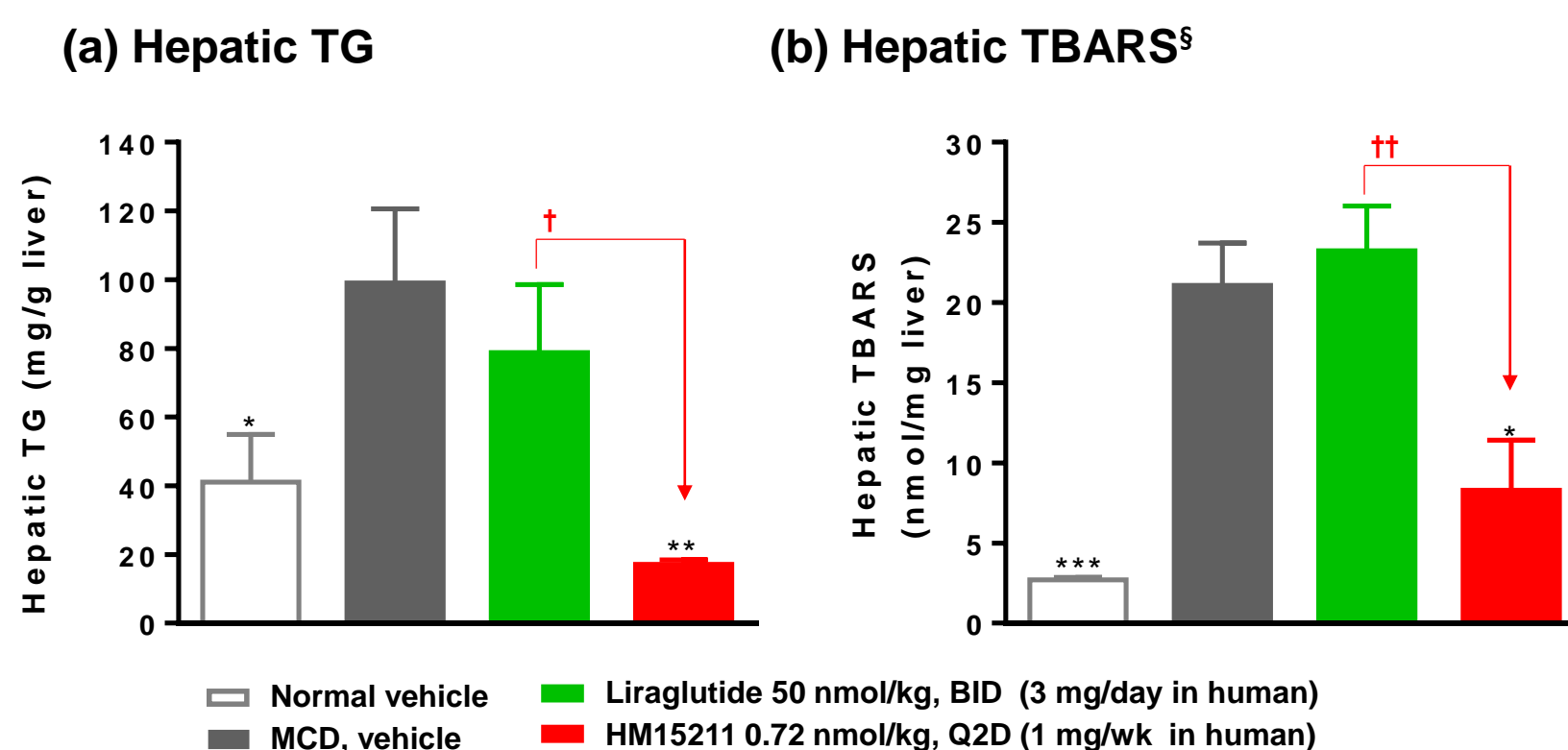
## METHODS

- Therapeutic potential of HM15211 in NASH and fibrosis was evaluated in MCD-diet induced NASH mice (6 ~ 12 weeks induction). After 4 ~ 5 weeks treatment of HM15211, liver tissue samples were prepared to measure hepatic TG, TBARS, NASH/fibrosis-related marker gene expression (TNF-α, TGF-β, α-SMA, and Collagen-1α1). Blood liver function markers (ALT, bilirubin) were also determined
- To investigate the therapeutic effects of HM15211 in more human relevant disease model, biopsy-proven obese, NASH, and fibrosis monkeys (BMI >40 kg/m<sup>2</sup>, NAS + fibrosis score > 7) were utilized. After 12 weeks treatment of HM15211 including 3 weeks titration period, body weight and blood lipid profiles were determined, and body composition was determined by DEXA. Liver biopsy samples were subjected to histologic analysis.
- To determine NAS (NAFLD activity score), the same region of each liver tissue was subjected to H&E staining. For fibrosis analysis, Sirius red staining and hepatic hydroxyproline analysis were performed

## RESULTS

### Steatosis and inflammation improvement in MCD mice

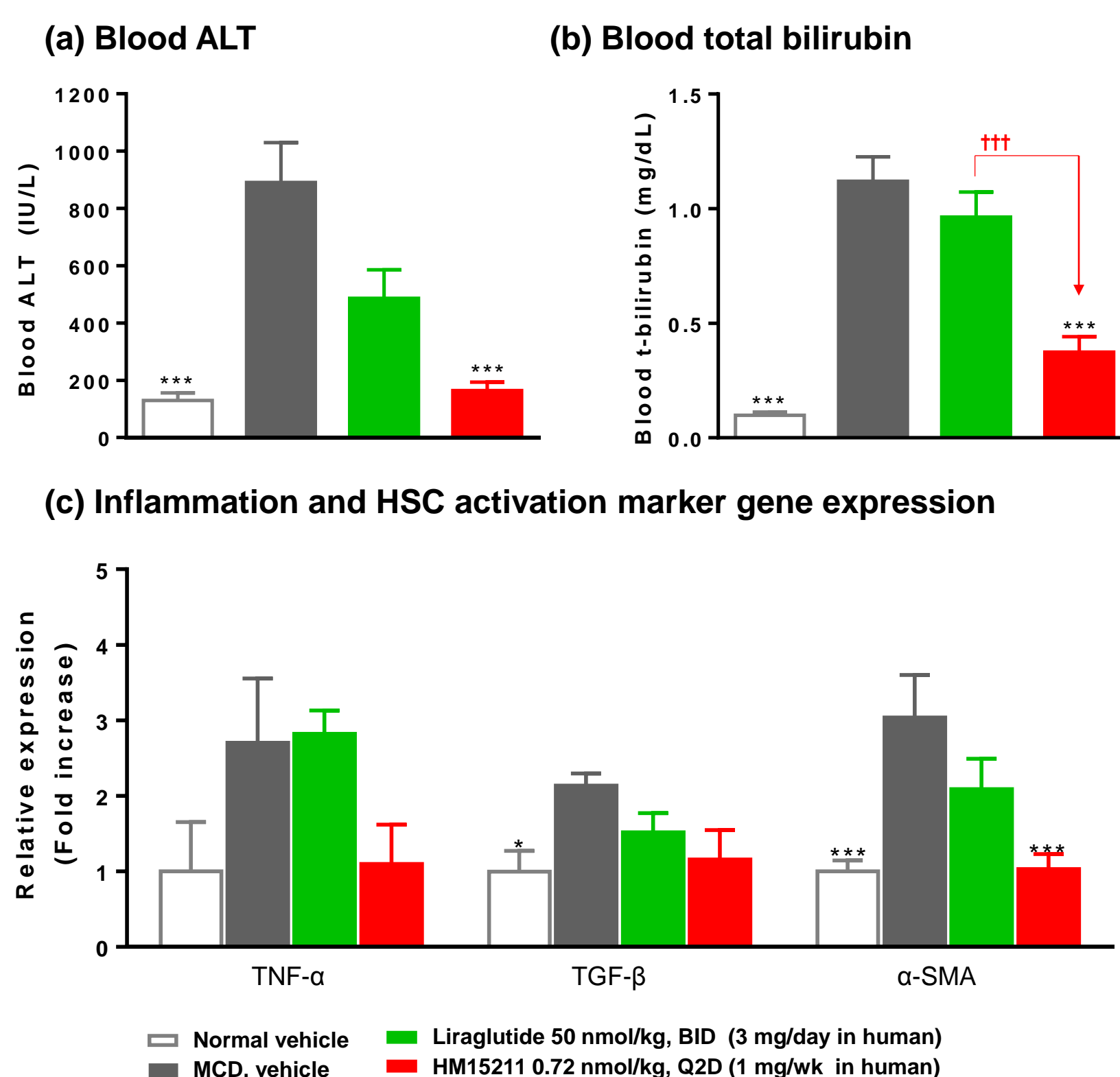
Figure 1. Effect of HM15211 on steatosis in MCD-diet mice (n=7)



\* ~ \*\*\*p<0.05 ~ 0.001 vs. MCD mice, vehicle by One-way ANOVA, † ~ ††p<0.05 ~ 0.01 vs. Liraglutide by One-way ANOVA  
 § TBARS: Thiobarbituric acid reactive substances, oxidative stress marker

HM15211 significantly reduced liver TG and TBARS independent of BWL (data not shown) in MCD-diet mice, suggesting its direct liver effect on steatosis improvement

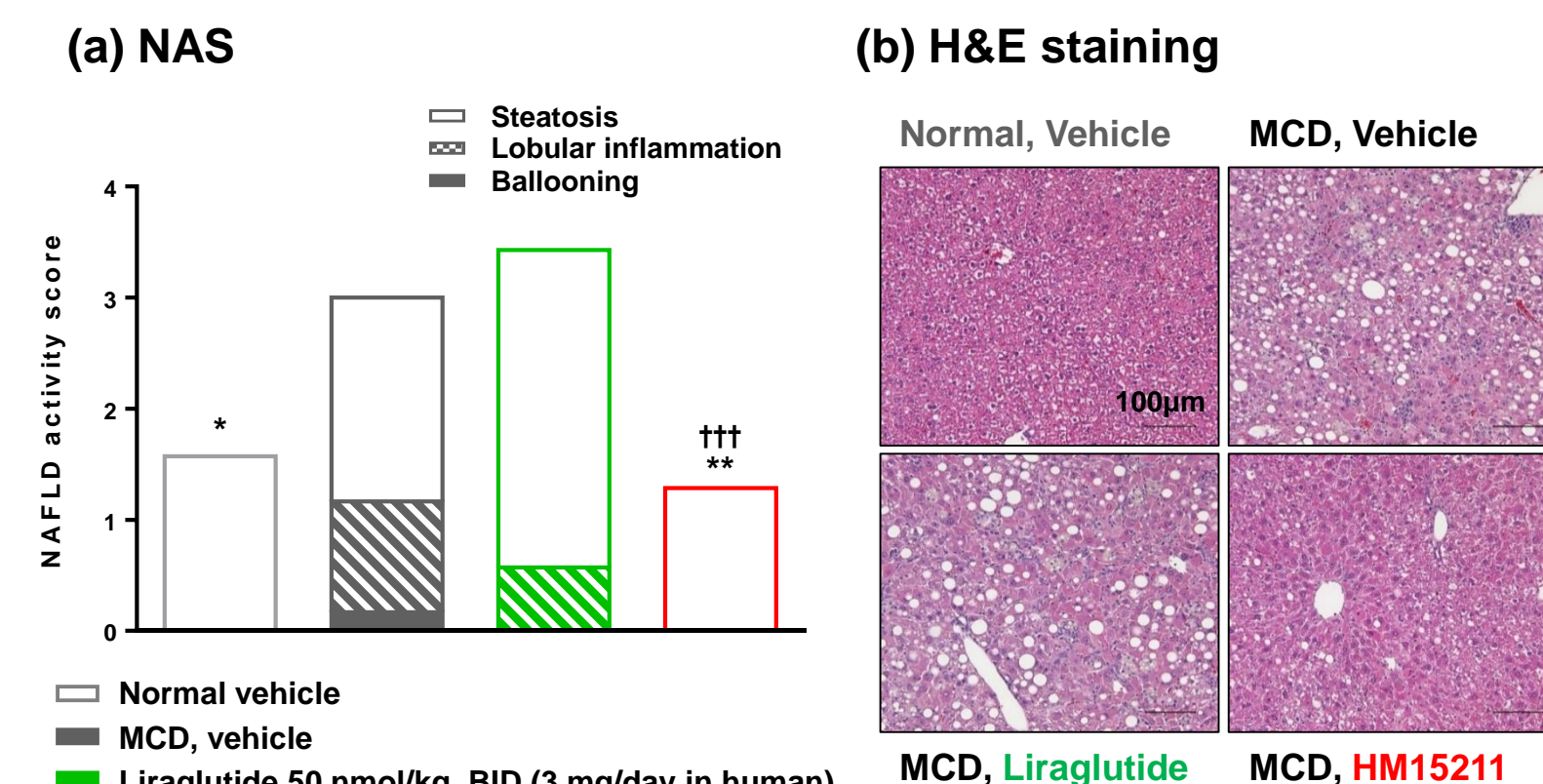
Figure 2. Effect of HM15211 on NASH prognosis and inflammation marker expression in MCD-diet mice (n=7)



\* ~ \*\*\*p<0.05 ~ 0.001 vs. MCD mice, vehicle by One-way ANOVA, †††p<0.001 vs. Liraglutide by One-way ANOVA

HM15211 not only reduced blood ALT and bilirubin, but also reduced hepatic inflammation and HSC activation related marker expression, suggesting the anti-inflammatory effects of HM15211

Figure 3. Effect of HM15211 on NASH in MCD-diet mice (n=7)

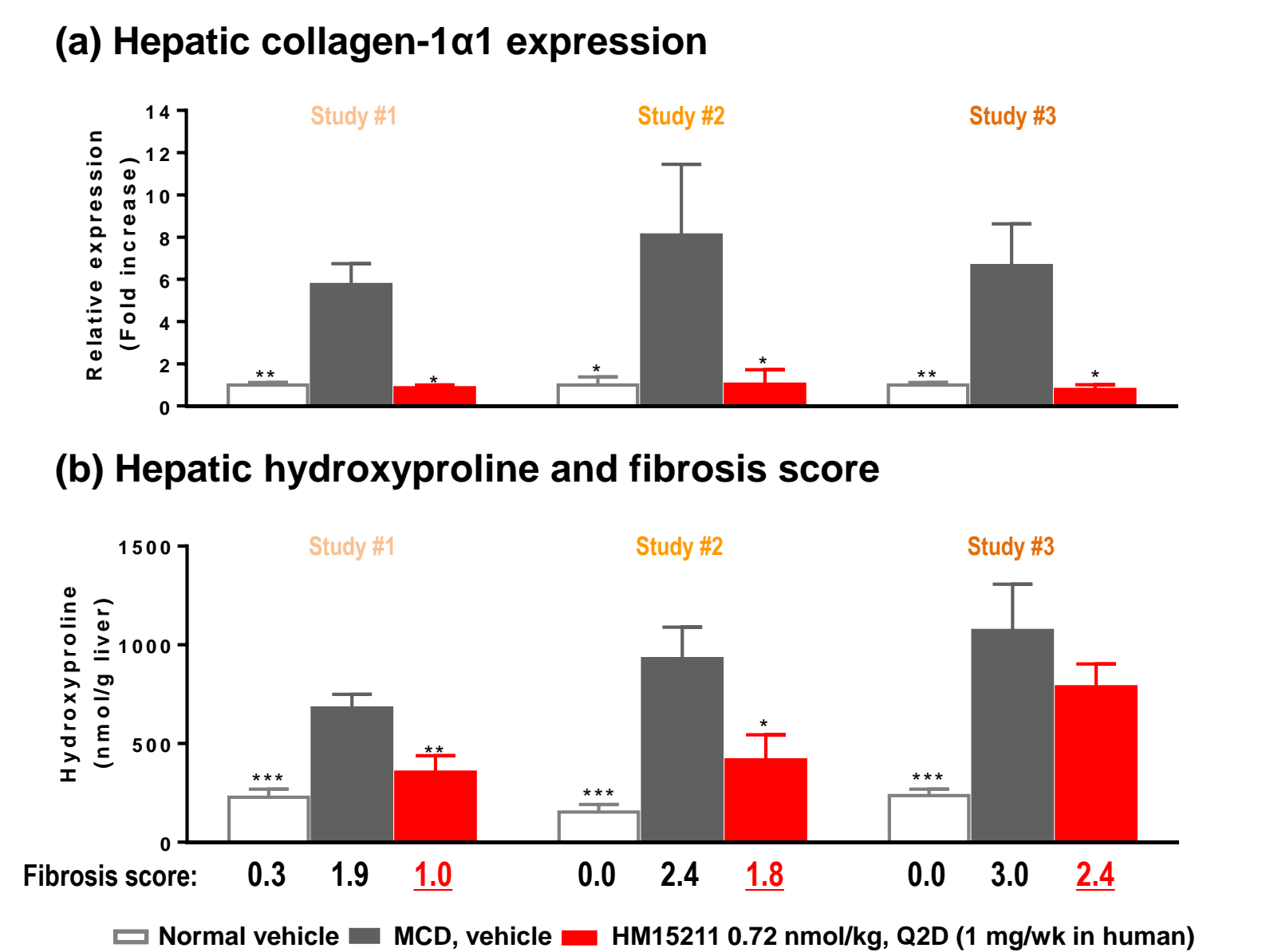
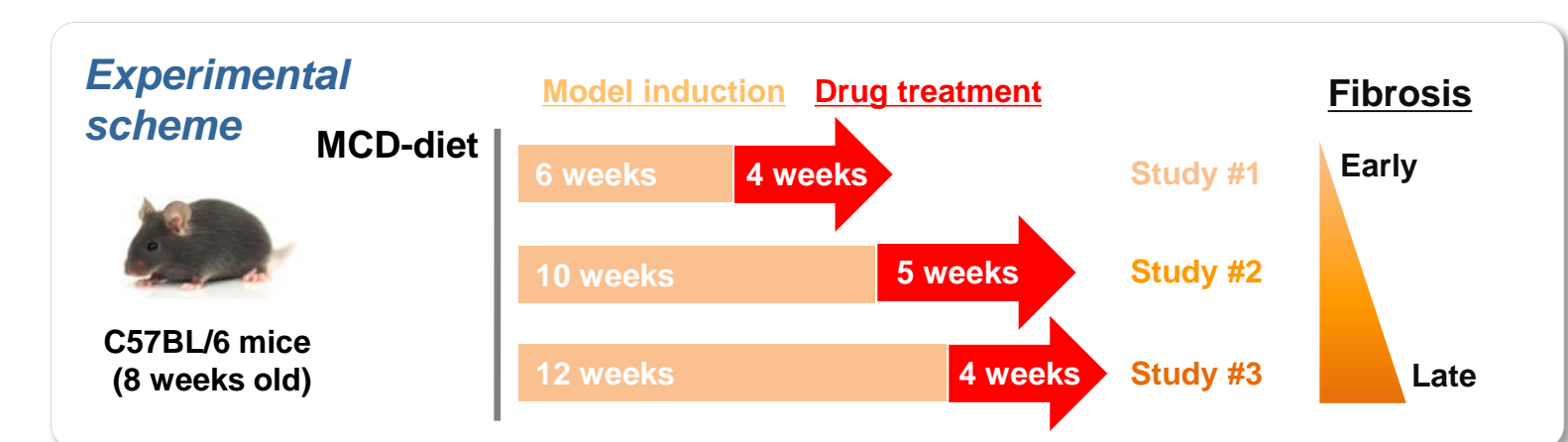


\* ~ \*\*p<0.05 ~ 0.01 vs. MCD mice, vehicle by One-way ANOVA; †††p<0.001 vs. Liraglutide by One-way ANOVA

Consistently, HM15211 completely reversed NAS to normal level

### Fibrosis improvement in MCD mice

Figure 4. Effect of HM15211 on hepatic fibrosis in MCD-diet mice (n=7)

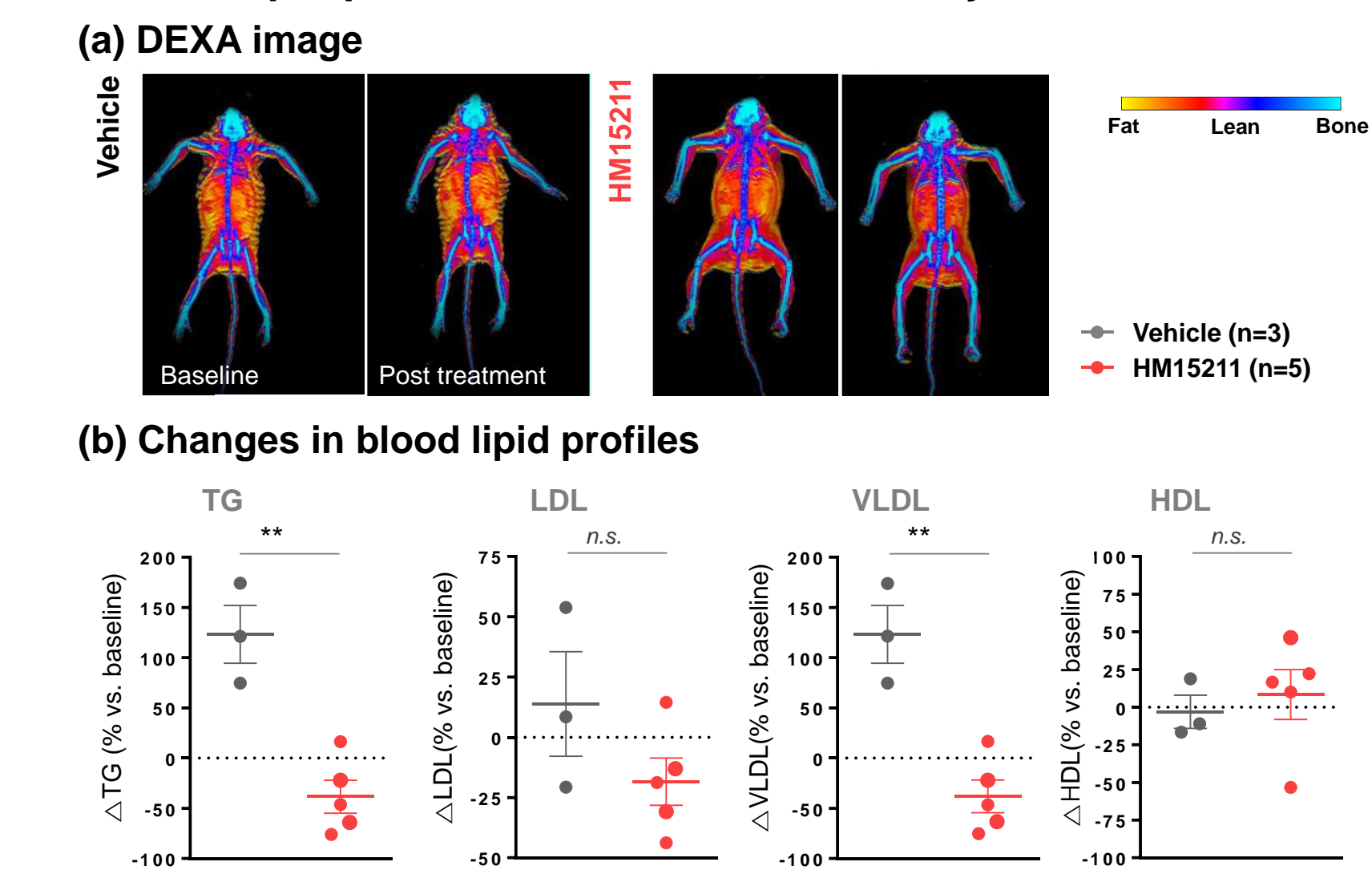


\* ~ \*\*\*p<0.05 ~ 0.001 vs. MCD mice, vehicle by One-way ANOVA

HM15211 reduced hepatic expression of collagen-1α1, hydroxyproline contents, and fibrosis score in MCD-diet mice regardless of fibrosis stage

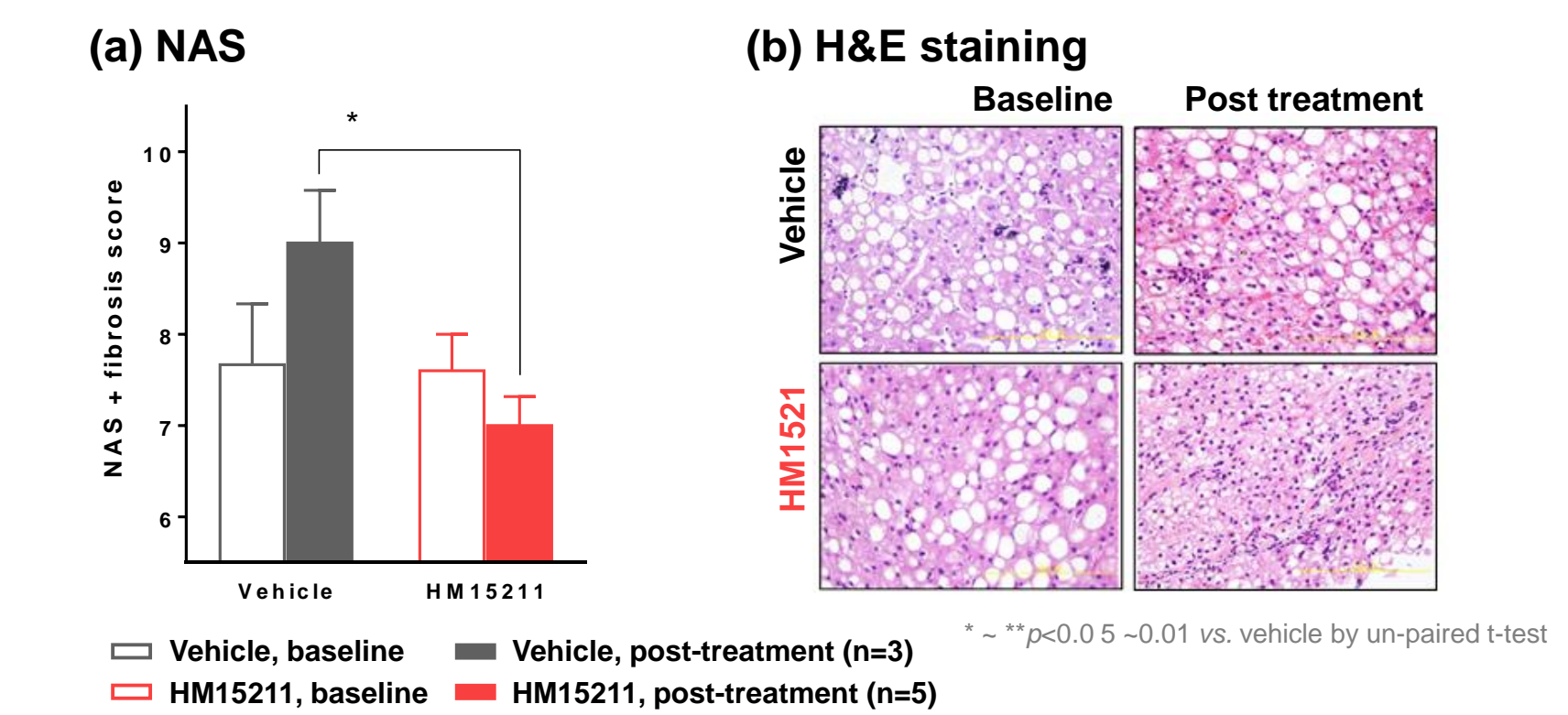
### Therapeutic efficacy in obese/NASH monkeys

Figure 5. Effect of HM15211 on body composition and blood lipid profiles in obese/NASH monkeys



In obese/NASH NHP, HM15211 reduced fat mass, and improved blood lipid profiles

Figure 6. Effect of HM15211 in obese/NASH monkeys



Relatively short-term treatment of HM15211 led to meaningful improvement in NAS + fibrosis score (vs. vehicle) in obese/NASH NHP

## CONCLUSIONS

- HM15211, a novel long-acting triple agonist, is designed to treat NASH and fibrosis by aiming multiple pathways involved in NASH and fibrosis progression
- In rodent NASH models, HM15211 reduces liver fat, inflammation marker expression, leading to NASH resolution
- In addition, HM15211 has potential to improve fibrosis in rodent NASH and fibrosis models regardless of fibrosis stage
- Beneficial effects of HM15211 on NASH and fibrosis improvement are well-translated in obese/NASH NHP
- Therefore, HM15211 might be a novel therapeutic option for NASH and fibrosis